

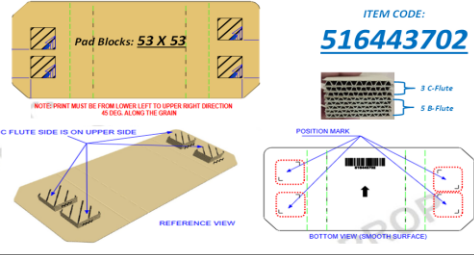



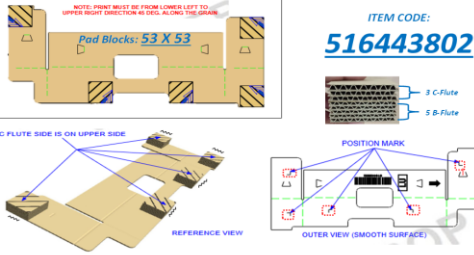
TRAINING PLAN

 KANEPACKAGE PHILIPPINE INC. No. 5 Ring Road LISP II, Brgy. La Mesa, Calamba City, Laguna Telephone No. (045) 545-7388 to 89 Fax No. (045) 545-6302		<h1>TRAINING PLAN</h1>														
Section:	PRODUCTION	Prepared By:	Checked By:	Approved By:												
Name:	MARICAR LUVEDISIS															
Employee No.:																
Position:	OPERATOR															
DAY/S OF TRAINING	DESIGNATION/DESCRIPTION	DATE OF TRAINEE	PASS/ FAILED	SIGN BY TRAINER												
1 DAY	Overview on the Production Process															
1 WEEK (monitored by sub-leader/line leader)	> Orientation for Luciday Assy Process > Actual and familiarization of the process - Process flow - Jig - Raw materials and Detaching of Pad Base (actual) - Checkpoints in assembly and Poka Yoke marking - JO vs. Actual vs. Drawing															
2 DAYS	> FORMS - Line Clearance Checksheet - Individual Report - JO - Pad Base Assembly Daily Output Record - Rejection Notice															
1 DAY	<table border="1"> <thead> <tr> <th>RESULT</th> <th>PASS</th> <th>FAILED</th> </tr> </thead> <tbody> <tr> <td>> Evaluation/Assessment</td> <td></td> <td></td> </tr> <tr> <td>> Exam (75% passing)</td> <td></td> <td></td> </tr> <tr> <td>SCORE</td> <td></td> <td></td> </tr> </tbody> </table>	RESULT	PASS	FAILED	> Evaluation/Assessment			> Exam (75% passing)			SCORE					
RESULT	PASS	FAILED														
> Evaluation/Assessment																
> Exam (75% passing)																
SCORE																

PROPER ATTACHMENT OF BLOCKS TO PAD BASE


 KANEPACKAGE PHILIPPINE INC. No. 5 Ring Road LISP II, Brgy. La Mesa, Calamba City, Laguna Telephone No. (045) 545-7388 to 89 Fax No. (045) 545-6302		<h1>ONE POINT LESSON</h1>	
WORK GUIDANCE: PROPER ORIENTATION AND ATTACHMENT OF PAD BLOCKS TO PAD BASE			
			

PF-LR-052-F01 REV.00

 KANEPACKAGE PHILIPPINE INC. No. 5 Ring Road LISP II, Brgy. La Mesa, Calamba City, Laguna Telephone No. (045) 545-7388 to 89 Fax No. (045) 545-6302		<h1>ONE POINT LESSON</h1>	
WORK GUIDANCE: PROPER ORIENTATION AND ATTACHMENT OF PAD BLOCKS TO PAD BASE			
			

PF-LR-052-F01 REV.00

ATTENDANCE FOR THE INVERTED BLOCKS ATTACHMENT

 KANEPACKAGE PHILIPPINE INC. ATTENDANCE SHEET			
Submitted by: <u>pkh110</u>		Date: <u>93-07-01 230711</u>	
ACTIVITY: <u>ORIENTATION Regarding inverted blocks and their check-points</u>			
Attendees			
FIRST NAME	LAST NAME	DIV. / DEPT.	SIGNATURE
1. <u>MARICAR</u>	<u>MARICAR</u>	<u>PROD.</u>	<u>[Signature]</u>
2. <u>Catherine</u>	<u>LEONARDO</u>	<u>PROD.</u>	<u>[Signature]</u>
3. <u>Monica</u>	<u>PATALLER</u>	<u>PROD.</u>	<u>[Signature]</u>
4. <u>JUBERT</u>	<u>REYES</u>	<u>PROD.</u>	<u>[Signature]</u>
5. <u>JOSEPHINE</u>	<u>JAMITO</u>	<u>PROD.</u>	<u>[Signature]</u>

6	LITZEL	GONZALEZ	PROD.	Off.
7	DAVID	IVAN	PROD.	
8	CHRISTINE ANN	JAVIER	PROD.	Wmmb
9	Beverly	Turqueza	PROD.	Turkey Ranch
10	Maricar	Laudis	PROD.	mar
11	Michelle	Gaybor	PROD.	85
12				
13				
14				
15				
16				

TABLE FOR UNDER TRAINEE

